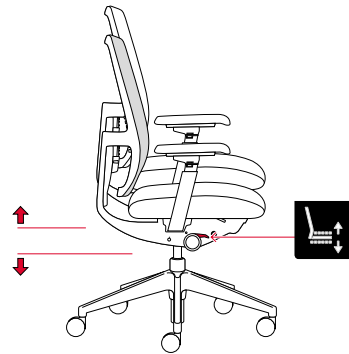


HAWORTH®

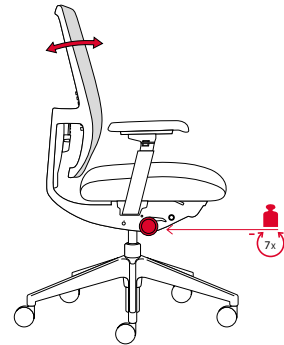
Lively Seating



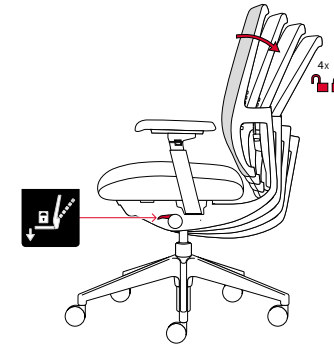
1. Seat height adjustment



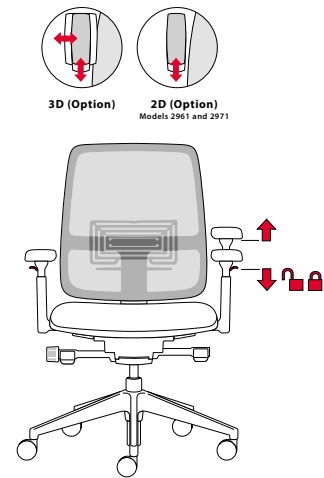
2. Tension control



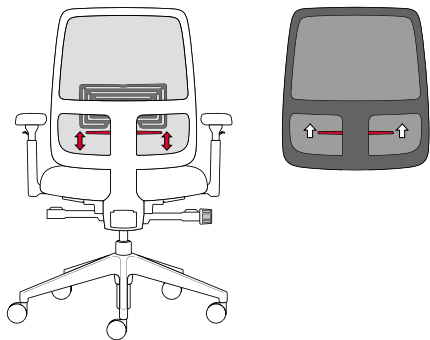
3. Back stop



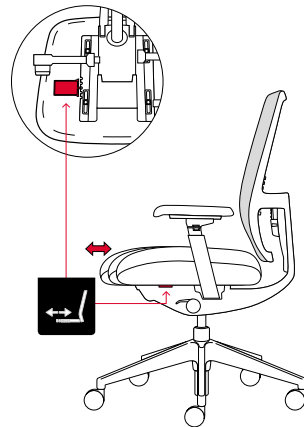
4. Adjustment of armrests



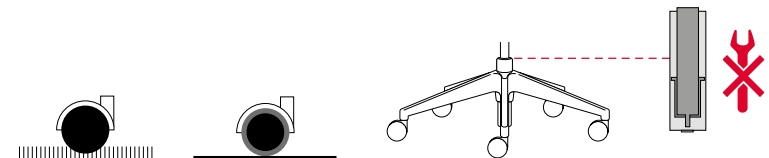
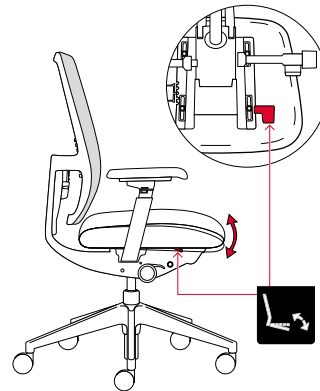
5. Lumbar adjustment



6. Seat depth adjustment



7. Forward tilt (optional)



Quality furniture can only look and feel good in the long run if it is properly cleaned and cared for. Regular care and proper cleaning will extend the life of your Haworth furniture and enhance its visual and haptic appeal. Detailed instructions on how to care for different materials are to be found on the Haworth website and below.



Upholstery care: Haworth textiles are comfortable due to their air permeability and absorbent qualities. To maintain the appearance of the upholstery, brush or vacuum occasionally. To remove stains or to brighten up the colours, use an appropriate spray cleaner, following the manufacturer's instructions. Brush off dried foam residue thoroughly.



Leather care: Care is hardly necessary – a natural patina is desirable. Dust leather furnishings regularly with a soft cloth. In case of heavy soiling, use a damp, not wet, chamois leather or cloth dipped in a lukewarm mild soap solution.



Metal components: Wipe with a mild detergent and warm water. For chair bases, avoid getting the moving parts damp.