



# Sayl® Chairs

With the Sayl Chair, designer Yves Béhar used smart engineering to transform simple materials into an innovative design that's beautiful, supportive, and sustainable. Inspired by the striking architecture and less-is-more engineering of suspension bridges, Sayl strikes a healthy balance between ergonomic support and the freedom to move.

## Designer

Yves Béhar

## Benefits

- Frameless suspension back offers you a healthy balance between support and freedom of movement.
- Family of seating that includes task chair, side chair, and stool.
- Expresses character through a distinctive design.

## Warranty

12-year, 3-shift

[hermanmiller.com/sayl-chairs](https://hermanmiller.com/sayl-chairs)



Key Features



- Harmonic™ Tilt**  
Sayl's Harmonic Tilt enables natural, balanced movement through a range of postures.
- 3D Intelligent® Suspension**  
Sayl's unframed 3D Intelligent back (available in midback) supports key regions of your back as you stretch and move.
- PostureFit®**  
PostureFit supports your spine at its lowest point, the sacrum, and reinforces your pelvis, preventing slouching and fatigue while you sit.
- Optional Height-Adjustable Lumbar Support**  
The optional height-adjustable lumbar support provides an added level of spinal support and comfort for your lumbar region.
- Contoured Seat Pad**  
The contoured seat pad incorporates a blend of injection molding and foam to provide seamless long-term comfort for people of all shapes and sizes.

Specs

- Family**  
 Work Chair with Suspension Back  
 Mid-Back Work Chair with Upholstered Back  
 High-Back Work Chair with Upholstered Back  
 4-Leg Side Chair with Suspension Back  
 4-Leg Side Chair with Upholstered Back  
 Sled Base Side Chair with Suspension Back  
 Sled Base Side Chair with Upholstered Back  
 Stool with Suspension Back  
 Mid-Back Stool with Upholstered Back  
 High-Back Stool with Upholstered Back  
 Work Chair, Suspension Mid-Back with Stretch Knit Back Cover  
 Work Stool, Suspension Mid-Back with Stretch Knit Back Cover

The following information applies only to Sayl work chairs.

**Overview**  
 Maximum User Weight 159 kg

**Back Support**  
 PostureFit Sacral Support Standard  
 Adjustable Lumbar Support Optional

**Seat Height**  
 Extended Height Range 419 - 559 mm

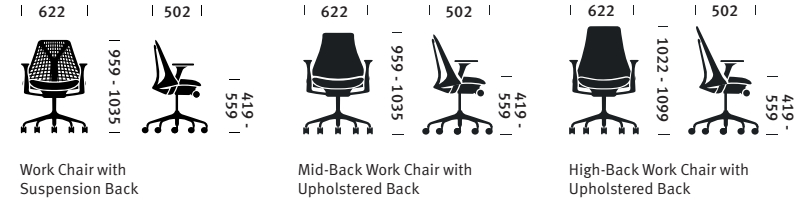
**Seat Depth**  
 Fixed Seat 406mm  
 Adjustable Seat 406mm–457mm

**Tilt Options**  
 Tilt Limiter Optional  
 Tilt Limiter with Seat Angle Optional

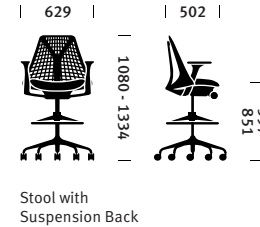
**Arm Options**  
 No Arms  
 Fixed Arms  
 Height Adjustable Arms  
 Fully Adjustable 4D Arms

Statement of Line

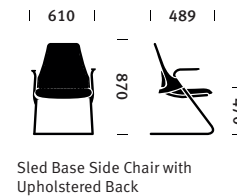
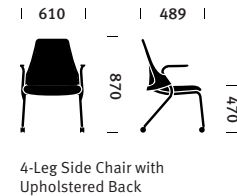
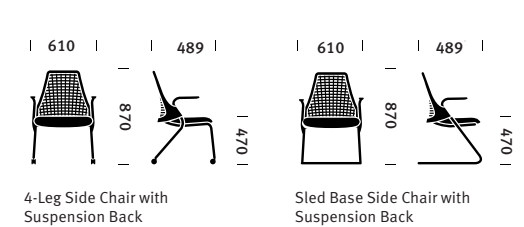
Work Chairs



Stool



Side Chairs



More Information

For further information and resources for Sayl Chairs, please visit [hermanmiller.com](http://hermanmiller.com)